

canfield connector
 8510 Foxwood Court
 Youngstown, Ohio 44514
 (330) 758-8299 Fax: (330) 758-8912
 www.canfieldconnector.com

SERIES 5000

**SUB-MICRO
 SOLENOID VALVE CONNECTOR**

General Description

Canfield Connector's Series 5000 Sub-Micro connector is made to connect solenoid valves using the DIN 43650 Form "C", EN175301-803:2000 (8mm pin center) and the industry standard 9.4mm pin center. These standards permit industry interchangeability and have been embraced by the solenoid valve industry worldwide. Features include the ability for the user to wire the connector into existing installations or the connector can be prewired at the factory. Wire connections are made inside the connector housing. The wire inlet is either PG7 or 1/2" conduit. Maximum current rating is 6 amps with a maximum conductor size of 20 gauge with an outer jacket not to exceed .260 inches diameter. There are versions with indicator lights depicting the "on" state. The connectors are NEMA 4 and IP 65 environment rated.






Dimensional Data

ALL DIMENSIONS ARE IN MILLIMETERS UNLESS OTHERWISE NOTED

Wiring Information

PG7, 8mm center	PG7, 9.4mm center
1/2" Conduit, 8mm center	1/2" Conduit, 9.4mm center



Normal polarity: 1 = (+) Positive, High
 2 = (-) Negative, Neutral
 = Chassis Ground

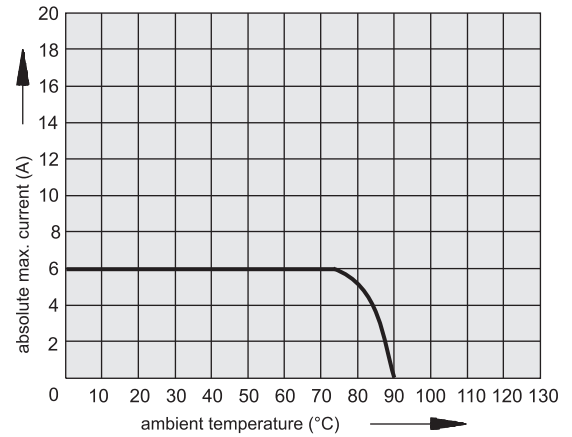
*Ground spade offset by 0.2mm toward pin 1.

Technical Data

- The cable outlet can be assembled in 90° increments
- Color: black, gray or translucent for lighted styles
- Cable diameter: PG7 - .157 - .236 inch O.D.
1/2" Conduit 8mm & 9.4mm - .250 inch max.
- Cross section of the conductor wire max.: 20 AWG
- Rated voltage max.: 250 VAC 50/60 Hz or VDC
- Maximum approved current: 6 Amps
- No. of contacts: 2+ ground,
3+ ground (*NOT* available on lighted units)
- Environmental protection: NEMA 4 and IP 65 dust tight and water resistant
- Maximum rated temperatures for gaskets:
Nitrile gasket: -25° to +90°C
Silicone gasket: -40° to +125° C

NOTE: When using MAC Valves with 9.4mm Sub-Micro, consult our factory.

Derating Curve



Ordering Information

Use a prefix of "G" for Individually Bagged

5 0 - 0 0 0 0 0 0

Orientation

1 - Ground down
Other ground orientations available.
Please consult factory.

Lighting Specification

0 - Unlighted
3 - 6 - 48V AC/DC 50/60 Hz
7 - 48 - 120 VDC
100 - 240 VAC 50/60 Hz

Gasket

1 - Nitrile
2 - Silicone

Connector Type

90 - Sub-Micro strain relief PG7 DIN interface (8mm)
91 - Sub-Micro 1/2" conduit DIN interface (8mm)
95 - Sub-Micro 1/2" conduit (9.4mm)
99 - Sub-Micro strain relief PG7 (9.4mm)

Contacts

0 - 2 +ground
1 - 3 +ground*

Housing Color

0 - Black "B" standard. Translucent if lighted.
1 - Gray "A"



SERIES 5000 SUB-MICRO

Can-Pak Part Number	Qty
CP-5100-1900000-025	25
CP-5100-1900000-100	100
CP-5100-1990000-025	25
CP-5100-1990000-100	100
CP-5103-1900000-025	25
CP-5103-1900000-100	100
CP-5103-1990000-025	25
CP-5103-1990000-100	100
CP-5107-1900000-025	25
CP-5107-1900000-100	100
CP-5107-1990000-025	25
CP-5107-1990000-100	100

*3+ ground *NOT* available in lighted version.

Each connector kit contains screw, washer and gasket assembly.

Ordering Example:

5100-1900000

Ground down, unlighted, nitrile gasket, Sub-Micro strain relief PG7 DIN interface, 2+ ground contacts, black house



Consult factory for available versions listed by Canadian Standards Association for use with certified electrical equipment.